



The Family Resource Center of North Mississippi

FRC SYNOPSIS OF PURPOSE: PROCESS, IMPACT, & OUTCOMES (2016 - 2021)

The **Purpose** of The Family Resource Center of North Mississippi (FRC) and our community/regional teams of Partner Collaboration have been developing FRC Program & Outreach objectives and strategies for over 26 years that provide services for North Mississippi residents involving “boots on the ground.” The FRC community action and youth/adult/family interventions that drive our objectives and respective strategies include assessing the “gaps and unmet needs” of populations suffering from a range of socio-economic issues, including poverty and the many adverse contributing variables and harmful effects associated with these relevant factors: lower levels of education/high dropout rates; lack of workforce training and education to achieve careers with livable wages; lack of basic needs including homelessness and food insecurity; family instability and parenting issues, higher domestic violence; higher rates of addiction/substance use disorders; higher rates of felony convictions and incarceration; higher rates of mental health crises; and youth developmental issues (sexual risk/STD's/pregnancy, alcohol & drug abuse, vaping, internet victims, suicide attempts, self-mutilating, school dropout, and depression). As a result, FRC has closed gaps and fulfilled unmet needs for Youth, Adults, and Families in North Mississippi **at no cost** to clients by 1) providing or facilitating basic living needs, 2) providing highly specialized program interventions, and 3) by implementing continuous improvement of our FRC Programs Model, which always includes a community/regional partner collaboration approach in some capacity.

FRC philosophy, position, and approach since 1994 have developed by studying the gaps and unmet needs in our community or region utilizing theoretical concepts including applied principles based in Theory of Change (Clark & Taplin, 2012) Hierarchy of Needs [model] (Maslow, 1943, 1954), Psychosocial developmental stages (Erikson, 1950), Bioecological Systems [developmental model] (Bronfenbriener & Ceci, 1994), and Sociocultural development (Vygotsky, 1934). This eclectic position is used to establish individual and family developmental objectives and serves our approach regarding



The Family Resource Center of North Mississippi

assessing any immediate crisis and current or previous trauma by administering comprehensive and specialized assessments to determine the most overwhelming need at the point of entry and as the client moves toward short and long-term objectives. Ultimately, to achieve a level of clients and family transition to a point of self-sufficiency, sustainability, and realization of the potential self (“self-actualization”).

The **Impact Narrative** (<https://www.frcnms.org/> in Data Impact link) is meant to provide empirical evidence of our Model’s theoretical concepts supporting our approach to community’s needs by comprehensive assessments, programs design, and implementation strategies. The data provided includes our CRC, CAC, and MTFC program services and serves as a snapshot of the impact on our region including the years 2016 - 2021 (latest month 2021). The 2016/2017 grant year a significant award increased our budget and this year was designated a planning year that involved community and regional needs assessments, designing processes for growth in the number of programs, design in type of programs indicated, geographical logistics and staffing new Centers, and securing data platforms for hosting, capturing, tracking, measuring, and analyzing data to achieve our projected outcomes and metrics. The planning year is typical or a convention for any sizable State or Federal grant. The integrity studies help identify limitations in our performance process models and make improvements to close the gaps more effectively and fulfill the unmet needs in our region.

This synopsis of our purpose serves to demonstrate the rationale for sustaining FRC’s community and regional mission, purpose, vision, and methodology. We will continue reporting our impact and outcome findings to all FRC formal stakeholders and North Mississippi residents as we have always done. We hope to continue helping our community youth, individuals, and families with the same level of integrity, but this is contingent upon our fiscal ability to sustain our programs for North Mississippi residents.

Christi Webb, Executive Director

FRC Pillars & Outcome Metrics | 2021

COMMUNITY COLLABORATION TRANSITIONAL MODEL: PARTNER/COALITION TEAMS

CHRISTI WEBB, M.Ed., FRC EXECUTIVE DIRECTOR

FRC Pillars | 2021

FAMILY DYNAMICS/PARENTING DEVELOPMENT
YOUTH DEVELOPMENT & REENTRY
EDUCATION & LITERACY DEVELOPMENT
WORKFORCE TRAINING/EDUCATION & REENTRY
HEALTHY LIFE SKILLS DEVELOPMENT
TRAUMA RECOVERY & SUBSTANCE ADDICTION RECOVERY

Revision Dates:

January 2, 2020
Rev. April 19, 2020
Rev. May 22, 2020
Rev. August 6, 2020
Rev. October 1, 2020
Rev. November 1, 2020
Rev. November 21, 2020
Rev. December 16, 2020
Rev. January 15, 2021
Rev. February 15, 2021
Rev. August 15 2021

FRC Outcome Metrics | 2021

Community Resources Coalition (CRC) Metrics

1. Increase Employment Rates/Livable Wages (Median State Income Targets)
2. Increase High School Diploma (GED/HiSET) Earned Rates
3. Increase Career Certificate Enrollment or College Program Enrollment Rates
4. Increase Certificate or College Degree Earned Rates
5. Reduction in Felony Drug Charge Recidivism Rates
6. Reduction in Youth Drop Out Rates
7. Reduction in Youth Court Adjudication Rates
8. Reduction in Youth Court Recidivism Rates
9. Increase Youth Post-Secondary Education Rates
10. Increase Youth Post-Secondary Employment Rates
11. Reduction in MDCPS Active Cases & Placement Counts
12. Increase MDCPS Parent-Child Reunification Counts
13. Reduction in MDHS SNAP Recipient Counts
14. Reduction in MDHS TANF Recipient Counts
15. Increase Sustained Long-Term Addiction Recovery Counts
16. Increase Food Security Counts (Families/Children)
17. Improve Post-Program Tracking Procedures/Protocol to increase Sustainability Rates

Child Advocacy Center (CAC) Metrics

1. Increase Prevention Education on Reporting Child/Youth Maltreatment
2. Track Baseline Reporting & Underreporting by Demographics in Target Region
3. Decrease Underreporting by Tracking Reporting Counts & Frequency compared to
4. Increase Prevention Counts & Frequency reported within the collaborative individual
5. Enhance Victim Adapting & Coping based on measures of Trauma Healing and Long-
6. Enhance Parental Adapting & Coping based on measures of Trauma Healing and

Mississippi Tobacco-Free Coalition (MTFC) Metrics | NOTE: Target Populations by Demographics & Method of Use (Cigarettes, Vape, Dipping/Chewing, Pipe, Cigar)

1. Improve Tobacco Prevention Education Community Models that best Match Target
2. Improve Tobacco Prevention Education Methods of Delivery that best Match Target
3. Track and Reduce Usage Rates of our Regional Target Populations compared to MTFC



The Family Resource Center of North Mississippi

IMPACT NARRATIVES by YEAR

IMPACT NARRATIVE 2016 & 2017

TIMELINE:

OCTOBER 2016 - DECEMBER 2016 & JANUARY 2017 - DECEMBER 2017*

BREAKOUT TABLES FOR THIS PILOT PERIOD WITH PROGRAMS BY PARTICIPANT COUNTS ARE AVAILABLE IN A SEPARATE ATTACHMENT

Prepared January 2018

Collin Billingsley, Ph.D., Outcome Studies & Data Coordinator | cbillingsley@frcnms.org

FRC Data in this Impact Narrative is reported on a calendar year. FRC “grant year awards” vary, depending on the grantor.

A significant grant was awarded for a 2016/2017 “grant year” (October 2016 - September 2017) and this year was designated a planning year that involved community and regional needs assessments, designing processes for growth in the number of programs and the type of programs indicated, geographical logistics, staffing new Centers, and securing data platforms for hosting, capturing, tracking, measuring, and analyzing large amounts of data to achieve our projected outcomes and metrics. FRC continued providing its existing Family, Parenting, Educational, Literacy, and Community Outreach services to individuals and families during this planning period.

***PILOT FINDINGS**

Based upon the community needs assessments, referral sources and reasons, and the pilot study data, it was determined that there were multiple gaps in services and unmet needs in our community among those suffering from poverty, socioeconomic issues, and barriers that impede access to services that were available in the community. Therefore, FRC developed objectives and designed a long-range strategy for programs indicated based on the planning period findings. We added a broad range of programs to address the gaps, unmet needs, and barriers to help people in our region and their respective communities realize self-sufficiency and sustainability. Qualified staff was hired and a Program Director was assigned to implement these programs during the 2017 year. We saw a very substantial increase in the referral numbers from several agencies, such as MDCPS, MDHS, MDOC, and local regional and community agencies. To effectively implement the programs and capture the data needed to determine their effectiveness and make program improvements and additions as indicated, we established geographical logistic sites to open new Centers in the most accessible locations in each county and hired as many local staff that had the credentials to provide these services and capture the needed data (data was entered by staff into a proprietary FRC database with a platform designed specific to our data capture and analytics called **Efforts Affecting Change [EAC]**) across the **North Mississippi Region (42 Counties)**.

IMPACT NARRATIVE 2018 & 2019

TIMELINE: JANUARY 2018 - DECEMBER 2019 (2-YEAR COUNT/REPORT)

Prepared January, 2019 (2018 data) & 2020

Collin Billingsley, Ph.D., Outcome Studies & Data Coordinator | cbillingsley@frcnms.org

The following 2018/2019 Narrative is meant to provide a snapshot of Youth and Adult Program Services, Community Outreach Services, Referral Sources, and Populations we have served and are still serving. Particularly, the focus of this snapshot is on our client **Program Enrollment Counts, Client Program Participation Counts, & Average Participation Rates** from our target region and communities.

NOTE: DATA BREAKOUT TABLES ARE POSTED AT THE END OF NARRATIVE TO SEE DEMOGRAPHICS BY ENROLLMENT COUNTS IN PROGRAM SERVICES, CLIENT PARTICIPATION COUNTS & RATES OF COMPLETION.

Family Dynamics/Parenting Services

12,952 participants enrolled with a total attendance/participation count of **33,178** in classes or modules or group sessions. **Course Completion equals 10 Classes.**

Average 2.56 Classes per Participant equals 2.56/10 for Average Participation Rate: 25.6%

- Effective Parenting - 5,799
- Co-Parenting - 555
- Fatherhood - 2,718
- Infants/Toddlers & Early Childhood - 570
- Parent Activity & Child Time (PACT) - 251
- Child Passenger Safety (Free Car Seats with Training) - 210
- Toyota Family Learning Center/Parent Time - 144
- Parents As Tender Healers (PATH) - 2,280
- Domestic Violence Education - 165
- Domestic Violence Support Group - 260

Provided for:

- MDCPS & Comprehensive Addiction Recovery Act (CARA)
- MDHS (gen+)
- Head Start
- Criminal Justice System (Diversion, Circuit Courts, MDOC-Drug Courts, Jails, Regional Prisons)
- MDMH
- MSDH
- Toyota North America, Inc. (Blue Springs, MS Employees)
- Community Agencies (Regional Rehab, Faith-Based, Addiction & Psychiatric Centers)

Youth Development & Reentry Services

Positive Youth Development Services:

42,729 participants enrolled with a total attendance/participation count of **66,321** in classes or workshop modules. **Average Participation Rate** varies for Youth Development as a function of required **Program Modules** to achieve individual objectives.

Average Participation Rate: 1.55 Modules/Participant

Positive Youth Development Program Services:

- Bullying/Cyberbullying - 3,580
- Internet Safety - 308
- Abstinence & Sexual Risk Avoidance - 1,219

- Teen Dating Violence - 141
- Teen Pregnancy Prevention - 314
- Positive Youth Development Course & Modules - 37,187

Provided for:

- Public Schools
- Alternative Schools
- Community Youth Organizations (Boys & Girls Clubs, Church Youth Programs)

Youth Reentry Services- Adjudication Diversion & Adjudicated

2,020 participants enrolled with a total attendance/participation count of **3,246** in classes, modules, or group sessions. Average Participation Rate varies as a function of Individual Youth Reentry required Program Modules for completion.

Average Participation Rate: 1.61 Modules/Participant

Youth Reentry Program Services:

- Youth Addiction Education & Prevention - 1,983 (Services Start Date April 2018)
- Youth Moral Reconation Therapy - 37 (Services Start Date April 2019)

Provided for:

- Youth Court
- MDCPS
- MDHS
- Public Schools
- Alternative Schools
- Community Youth Organizations (Boys & Girls Clubs, Church Youth Programs)

Life Skills Courses & Counseling Services **12,296** participants with a total attendance/participation count of **29,868** in classes or modules or therapy sessions. Course Completion equals 10 Classes.

Average 2.43 Classes per Participant equals 2.43/10 for Average Participation Rate: 24.3%

- Essential Life Skills - 5,292
- Conflict Resolution - 3,973
- Healthy Relationships - 2,664
- Financial Literacy - 352
- Individual Therapy - 8 (Services Start Date August 2019)
- Family Therapy - 7 (Services Start Date August 2019)

Provided for:

- MDCPS & Comprehensive Addiction Recovery Act (CARA)
- MDHS (gen+)
- Criminal Justice System (Diversion, Circuit Courts, MDOC-Drug Courts, Jails, Regional Prisons)
- MDMH
- MSDH
- Community Agencies (Regional Rehab, Faith-Based, Addiction & Psychiatric Centers)

Education & Literacy Services (Youth & Adult Participants are combined under Education Counts)

6,819 participants enrolled with a total attendance/participation count of **45,318** in classes or therapy sessions. Average Participation Rate varies as a function of participant's Individual Education Plans or Program Modules required for completion.

Average Participation Rate: 6.6 Program Modules/Participant

Youth & Adult Education Program Services:

- High School Diploma (Online/GED/HiSET) - 2,046

- ESL (Spanish & Arabic) - 55
- Child/Youth Literacy - 3,621
- Adult Literacy - 677
- Dyslexia Therapy - 123 **(Services Start Date September 2018)***
- Speech Therapy - 194 **(Services Start Date February 2018)***
- Occupational Therapy - 76 **(Services Start Date October 2018)***
- Applied Behavioral Analysis - 27 (ABA Therapy) **(Services Start Date October 2018)****

Provided for:

- MDHS
- Public Schools
- Alternative Schools
- Parents (Child has “dropped out”)
- MDCPS
- Head Start
- Youth Courts
- *Regional Rehab Center (Speech Therapy, Occupational Therapy, Dyslexia Therapy)
- **Tupelo Autism Center (ABA Therapy developmental services for Autism population)
- Community Youth Organizations (Boys & Girls Clubs, Church Youth Programs)

Workforce Training/Education Services

2,878 participants enrolled with a total attendance/participation count of **6,122** in classes or workshop modules. **Average Participation Rate varies as a function of Workforce/Job Readiness Program Modules required to gain employment.**

Average Participation Rate: 2.13 Modules/Participant

- Career Coaching/Job Readiness - 2,637
- Smartstart - 112
- Early Childhood Instructor Training - 129 **(Services Start Date January 2019)***
- ACT WorkKeys **(Beginning Program Service January 2021)**

Provided for:

- MDHS (gen+)
- Mississippi Community College Corridor Consortium
- MDCPS & Comprehensive Addiction Recovery Act (CARA)
- Criminal Justice System (Diversion, Circuit Courts, MDOC-Drug Courts, Jails, Regional Prisons)
- MDMH
- MSDH
- *MCCB (Mississippi Community College Board)
- Community Agencies (Regional Rehab, Faith-Based, Addiction & Psychiatric Centers)

Adult Reentry Services

1,954 participants enrolled with a total attendance/participation count of **8,527** in classes, modules, or therapy sessions. **Course Completion equals 10 Classes.**

Average 4.36 Classes per Participant equals 4.36/10 for Average Participation Rate: 43.6%

- Adult Addiction Recovery Education - 1,743
- Adult Moral Reconciliation Therapy - 165 **(Program Services Start Date January 2019)**
- Family Addiction Recovery Education - 23 **(Program Services Start Date February 2019)**
- Anger Management (MDOC Approved) - 10 **(Program Services Start Date February 2019)**
- Recovery Peer Support Group - 13 **(Program Services Start Date February 2019)**

Provided for:

- MDHS (gen+)
- MDCPS & Comprehensive Addiction Recovery Act (CARA)

- Criminal Justice System (Diversion, Circuit Courts, MDOC-Drug Courts, Jails, Regional Prisons)
- MDMH
- Community Agencies (Regional Rehab, Faith-Based, Addiction & Psychiatric Centers)

Community Outreach Services:

Community Prevention Education Services:

We provided Community Prevention Education services across all of our 41 County area (2018 & 2019) involving all 24 FRC programs that included **2,610** clock hours at Career Expos, Domestic Violence Events, Health, Safety, & Wellness Education Events, Positive Youth Development Events at Public Schools & Boys & Girls Clubs, the Annual Recovery Walk in the Park, and other annual local community events (festivals, ceremonies, memorials, galas, etc.).

Faith-Based Resources Services:

1,523 clients with a total count of **1,991** clients receiving services fully executed.

- Basic Living Needs Provided (Beds for Kids, Food Pantry, Clothes, Diapers, Formula) - 543
- Community Resources Facilitation (Utility Bills, Rental Assistance, Food Insecurity) - 700
- Legal Clinic (Chancery Court Issues, e.g., Guardianship and General Legal) - 185
- Aging & Elderly Developmental Education - 93
- Health & Wellness Education - 2
- *Community Prevention Education Events (see the Summary below for Participant Count)

Provided for:

- MDHS (gen+)
- MDCPS & Comprehensive Addiction Recovery Act (CARA)
- Criminal Justice System (Diversion, Circuit Courts, MDOC-Drug Courts, Jails, Regional Prisons)
- MDMH
- MSDH
- Community Agencies (Regional Rehab, Faith-Based, Addiction & Psychiatric Centers)
- Self

Impact Summary: 2018 & 2019

In summary, between **January 2018 through December 2019**, FRC **total Youth and Adult** services have been provided for **83,052** distinct client participants including **196,305** participant counts attending/receiving classes/services delivered in one or multiple programs/services (listed above). Youth Programs have reached **44,749** distinct clients with participant attendance counts including **69,567** receiving classes/services delivered in one or more of the respective Youth Development, Youth Reentry (Youth Court, MDHS, MDCPS, Alternative Schools), or Educational program services/classes listed above. Adult Programs have reached **31,603** distinct clients including **79,686** participant counts in classes/services delivered by one or multiple Programs listed above. Education services (**Youth & Adult Participants are combined under Education Counts**) have been provided for **6,819** participants with a total participant attendance count of **45,318** in classes or educational/developmental therapy sessions.

We track our clients progress internally (Client Progress Assessments) and with a **Post Program Tracking Protocol** utilizing our formal instruments (FRC Client Progress Assessment-Post Program and/or the Recovery Capital Scale) in collaboration with our Research Team (MOU), National Strategic Planning & Analysis Research Center (NSPARC) at Mississippi State University. We utilize the Statewide Longitudinal Data System (house by NSPARC labs) to track our clients by subpopulation cohort groups to follow Youth and Adult client's short term outcomes at 3, 6, 12, and 18-month intervals and long-term outcomes at year two at 12-month intervals throughout the grant period (typically 3 - 5 years). We are tracking **youth and adult diversion rates, recidivism rates, employment rates, family reunification and sustainability, substance use recovery rates, legal status, and workforce educational/career development (Career Certificates/College Degrees)**.

IMPACT NARRATIVE 2020 & 2021

TIMELINE: JANUARY 1 - DECEMBER 31, 2020

Prepared: January 2021

Collin Billingsley, Ph.D., Outcome Studies & Data Coordinator | cbillingsley@frcnms.org

NOTE: DATA BREAKOUT TABLES ARE AVAILABLE TO SEE DEMOGRAPHICS BY ENROLLMENT COUNTS IN PROGRAM SERVICES, CLIENT PARTICIPATION COUNTS & RATES OF COMPLETION.

Family Dynamics/Parenting Program Services

643 participants with a total attendance/participation count of **2,013** in classes or workshop modules

- Effective Parenting
- Co-Parenting
- Fatherhood
- Infants/Toddlers & Early Childhood
- Child Passenger Safety (Free Car Seats with Training)
- Domestic Violence Education
- Domestic Violence Process Group

Provided for:

- MDCPS & Comprehensive Addiction Recovery Act (CARA)
- MDHS
- Head Start
- Criminal Justice System (Diversion, Circuit Courts, MDOC-Drug Courts, Jails, Regional Prisons)
- MDMH
- MSDH
- Community Agencies (Regional Rehab, Faith-Based, Addiction & Psychiatric Centers)

Youth Development & Reentry Program Services

Positive Youth Development:

81 participants with a total attendance/participation count of **194** in classes or workshop modules

Positive Youth Development Program Services:

- Bullying/Cyberbullying
- Internet Safety
- Abstinence & Sexual Risk Avoidance
- Teen Dating Violence
- Teen Pregnancy Prevention
- Positive Youth Development Course & Modules

Provided for:

- Public Schools
- Alternative Schools
- Community Youth Organizations (Boys & Girls Clubs, Church Youth Programs)

Youth Reentry - Adjudication Diversion & Adjudicated

18 participants with a total attendance/participation count of **49** in classes, modules, or group sessions

Youth Reentry Program Services:

- Youth Addiction Education & Prevention
- Youth Moral Reconation Therapy

Provided for:

- Youth Court
- MDCPS
- MDHS
- Public Schools & Alternative Schools
- Community Youth Organizations (Boys & Girls Clubs, Church Youth Programs)

Life Skills Courses & Counseling Services

606 participants with a total attendance/participation count of **1,846** in classes or workshop modules

- Essential Life Skills
- Conflict Resolution
- Healthy Relationships
- Financial Literacy
- Clinical Mental Health Therapy
 - Individual (Child, Adolescent, Adult)
 - Family

Provided for:

- MDCPS & Comprehensive Addiction Recovery Act (CARA)
- MDHS
- Criminal Justice System (Diversion, Circuit Courts, MDOC-Drug Courts, Jails, Regional Prisons)
- MDMH
- MSDH
- Community Agencies (Regional Rehab, Faith-Based, Addiction & Psychiatric Centers)

Education & Literacy Program Services

159 participants with a total attendance/participation count of **751** in classes or workshop modules

- Online High School Diploma Modules
- Online High School Credit Recovery Modules
- GED & HiSET Programs
- ACT Preparation Modules
- ESL Course
- Early Childhood-Pre K Education Modules
- Child Literacy Modules
- Adult Literacy Modules

Provided for:

- High School Districts in Target Counties
- Mississippi Community College Corridor Consortium
- MDCPS
- MDHS
- Community Industry, Agencies, Businesses

Workforce Training/Education Program Services

34 participants with a total attendance/participation count of **68** in classes or workshop modules

- Essential Career/Job Readiness
- Smartstart (**Beginning Program Service January 2021**)
- ACT WorkKeys (**Beginning Program Service January 2021**)

Provided for:

- MDHS
- Mississippi Community College Corridor Consortium
- MDCPS & Comprehensive Addiction Recovery Act (CARA)
- Criminal Justice System (Diversion, Circuit Courts, MDOC-Drug Courts, Jails, Regional Prisons)
- MDMH
- MSDH
- Community Agencies (Regional Rehab, Faith-Based, Addiction & Psychiatric Centers)

Adult Reentry Program Services

208 participants with a total attendance/participation count of **483** in classes, modules or therapy sessions

- Adult Addiction Recovery Education
- Adult Moral Reconciliation Therapy
- Family Addiction Recovery Education
- Recovery Peer Support Group

Provided for:

- MDHS
- MDCPS & Comprehensive Addiction Recovery Act (CARA)
- Criminal Justice System (Diversion, Circuit Courts, MDOC-Drug Courts, Jails, Regional Prisons)
- MDMH
- Community Agencies (Regional Rehab, Faith-Based, Addiction & Psychiatric Centers)

Community Outreach Services:

COVID Response Services:

2 COVID-19 Screenings: **188** Tested & **7** Positive

14 Food Drives: **22,749** Families Received boxes of Produce, Dairy, & Meat

4 Rounds of Walmart Card Disbursements: **\$98,152** disbursed to **855** Families or Individuals

1 General Needs Drive: Food (Meat), Baby Formula, Diapers, & Masks: **103** Families Served

1 Summer Literacy Book Drive: **250** Books Given Away

Impact Summary: 2020

This Narrative is meant to provide a snapshot of FRC Program & Community Services action for 2020 in response to COVID-19. We chose to provide program services based on the needs expressed (an average of just over 90 calls per day) by the many populations we serve across the North Mississippi area. FRC continued providing our usual Program Services across all 6 of our Programs (**1-Family Dynamics/Parenting; 2-Youth Development & Reentry; 3-Workforce Training/Education; 4-Education & Literacy; 5-Life Skills; and 6-Adult Reentry**) by serving the community and our community collaborative partner referrals need as well. Our **Program Services totals** are **1,749** distinct client participants enrolled in program services including **5,404** client program participation counts.

Twelve Separate Cohort Groups (Demographics, Program Interventions & Completion Dates, Metrics) including a total sample of 3,417 (deidentified) FRC program participants have been uploaded to NSPARC's JSCAPE system. The clients are all 2019 participants/clients that we are tracking for a 12-month follow-up Interval. Currently, the Statewide Longitudinal Data System (SLDS) is experiencing a longer lag time for data entry/reporting due to COVID-19. NSPARC has matched all 3,417 participants on the FRC Metrics listed below from the timeline Jan - Dec 2019.

The Metrics are:

- 1. DATE GED/HSD EARNED**
- 2. GAINED EMPLOYMENT DATE**
- 3. CURRENTLY EMPLOYED**
- 4. CAREER CERTIFICATE EARNED & DATE**
- 5. ASSOCIATE DEGREE OR HIGHER EARNED & DATE**
- 6. RECIDIVISM (FELONY CHARGES POST REENTRY PROGRAM/DATE CHARGED)**
- 7. CURRENT INCOMES**
- 8. SNAP RECIPIENT (Y/N) & DATE**
- 9. TANF RECIPIENT (Y/N) & DATE**

We track our clients' needs and progress internally (Client Progress Assessments) and at post-program completion with a **Post Program Tracking Protocol** utilizing our formal instruments (FRC Client Progress Assessment-Post Program and/or the Recovery Capital Scale) and specifically on all **17 of our Metrics** by tracking in collaboration with our Research Team (MOU), National Strategic Planning & Analysis Research Center (NSPARC) at Mississippi State University and the U.S. Census Bureau Reporting. We utilize the Statewide Longitudinal Data System (house by NSPARC labs) to track our clients by subpopulation cohort groups to follow Youth and Adult client's short term outcomes at 3, 6, 12, and 18-month intervals and long-term outcomes subsequently at year two at a 12-month interval throughout the grant period (typically 3 - 5 years).

IMPACT NARRATIVE 2021

TIMELINE: JANUARY 1 - JUNE 30, 2021

Prepared: Latest Update: **End of June 2021**

Collin Billingsley, Ph.D., Outcome Studies & Data Coordinator | cbillingsley@frcnms.org

NOTE: DATA BREAKOUT TABLES ARE AVAILABLE TO SEE DEMOGRAPHICS BY ENROLLMENT COUNTS IN PROGRAM SERVICES, CLIENT PARTICIPATION COUNTS & RATES OF COMPLETION.

The following Narrative is meant to provide a snapshot of Youth and Adult Program Services, Community Outreach Services, Crisis Intervention Services, and Faith-Based Community Services. The Populations/Referral Sources we have served and are serving are also listed under “Provided for” under each Program Service. Particularly, the focus of this snapshot is a summary of total participation counts for our clients in response to our needs assessment of current gaps in services and unmet needs, such as, **Community Outreach in response to COVID-19 needs that were expressed by our communities, Family, Youth, Workforce, Education, Reentry, and Crisis Intervention needs that are immediate** within our target region and communities.

Family Dynamics/Parenting Program Services

Total attendance/participation count of **1,484** clients receiving family dynamics/parenting courses, course modules, process group sessions, or workshop modules

Family Dynamic Program Services:

- Active Parenting
- Co-Parenting & Non-Custodial Parenting
- Fatherhood
- Parenting Infants/Toddlers & Early/Middle Childhood
- Parenting Adolescence
- Domestic Violence Process Group
- Domestic Violence Education
- Healthy Relationships

Provided for:

- MDCPS & Comprehensive Addiction Recovery Act (CARA)
- MDHS
- Head Start
- Criminal Justice System (Diversion, Circuit Courts, MDOC-Drug Courts, Jails, Regional Prisons)
- MDMH
- MSDH
- Community Agencies (Regional Rehab, Faith-Based, Addiction & Psychiatric Centers)

Youth Development & Reentry Program Services

(Redesigned to combine Youth Development and Youth Reentry Programs)

Total attendance/participation count of -- (Due to the Delta Variant, Youth Development Programs have in 2021 have been paused by our referral sources and the youth community organizations) clients receiving positive youth development courses, course modules, and out-source referral facilitation for counseling

Positive Youth Development Program Services:

- Bullying/Cyberbullying
- Internet Safety
- Abstinence & Sexual Risk Avoidance
- Teen Dating Violence
- Teen Pregnancy Prevention
- Positive Youth Development Course & Modules

Provided for:

- Public Schools
- Alternative Schools
- Community Youth Organizations (Boys & Girls Clubs, Church Youth Programs)

Total attendance/participation count of -- (Due to the Delta Variant, Youth Reentry Programs have in 2021 have been paused by our community referral sources and the youth court) clients receiving youth reentry courses, course modules, and/or out-source referral facilitation for counseling

Youth Reentry Program Services:

- Youth Addiction Education & Prevention
- Youth Moral Reconation Therapy

Provided for:

- Youth Court
- Chancery Court
- MDCPS
- MDHS
- Public Schools & Alternative Schools
- Community Youth Organizations (Boys & Girls Clubs, Church Youth Programs)

Workforce Training & Education/Literacy Program Services

(Redesigned to combine Workforce Training and Education & Literacy Programs)

Total attendance/participation count of 133 clients receiving education and literacy courses, course modules, or workshop modules

- Online High School Diploma Modules
- Online High School Credit Recovery Modules
- GED & HiSET Programs --Out-Source Facilitation with Community College Navigators
- ACT Preparation Modules
- ESL Course
- Early Childhood-Pre K Education Modules
- Child Literacy Modules
- Adult Literacy Modules

Provided for:

- High School Districts in Target Counties
- Mississippi Community Colleges (Primarily ICC & NEMCC)
- MDCPS

- MDHS
- Community Industry, Agencies, Businesses

Total attendance/participation count of 74 clients receiving workforce essential skills training modules, course modules, or workshop modules

- Essential Career/Job Readiness
- Essential Life Skills
- Financial Literacy
- *Smartstart --Out-Source Facilitation with Community College Navigators*
- *ACT WorkKeys --Out-Source Facilitation with Community College Navigators*

Provided for:

- MDHS
- Mississippi Community College (Primarily NEMCC & ICC)
- MDCPS & Comprehensive Addiction Recovery Act (CARA)
- Criminal Justice System (Diversion, Circuit Courts, MDOC-Drug Courts, Jails, Regional Prisons)
- District Attorney Office
- MDMH
- MSDH
- Community Agencies (Regional Rehab, Faith-Based, Addiction & Psychiatric Centers)

Adult Reentry Program Services

Total attendance/participation count of 936 clients receiving reentry courses, course modules, or Moral Reconciliation Therapy (MRT) process group sessions

- Adult Addiction Recovery Education
- Adult Moral Reconciliation Therapy
- Adult Reentry Education
- Family Addiction Recovery Education
- Recovery Peer Support Group
- Conflict Resolution or MDMH approved Anger Management Course

Provided for:

- MDHS
- MDCPS & Comprehensive Addiction Recovery Act (CARA)
- Criminal Justice System (Diversion, Circuit Courts, MDOC-Drug Courts, Jails, Regional Prisons)
- MDMH
- Community Agencies (Regional Rehab, Faith-Based, Addiction & Psychiatric Centers)

Crisis Intervention Services

(Individual & Family Immediate Crises--Food Insecurity, Homeless, Beds for Kids, Car Seat Safety, Utilities Cut off, Clothes, Diapers, Safe-House, etc.)

Total unique count of 80 clients receiving urgent or emergency services including Food, Infant Diapers, Adult Diapers, Utility Bill referral facilitation, and Housing referral facilitation

Total unique count of clients receiving Car Seats and Car Seat Safety Training sessions.

Faith-Based Community Services

Beds for Kids services only TOTAL COUNT 2019, 2020, 2021

- **TOTAL BEDS DELIVERED: 1,764**

Community Outreach Services:

COVID Response Services:

Food Drives:

TUPELO 1/27/21: 1,404 Families Received boxes of Produce, Dairy, & Meat
TUPELO 2/3/21: 2,808 Families Received boxes of Produce, Dairy, & Meat
TUPELO 2/10/21: 1,404 Families Received boxes of Produce, Dairy, & Meat
FULTON 2/24/21: 1,248 Families Received boxes of Produce, Dairy, & Meat
TUPELO 3/3/21: 1,296 Families Received boxes of Produce, Dairy, & Meat
BOONEVILLE 3/3/21: 546 Families Received boxes of Produce, Dairy, & Meat
FULTON 3/23/21: 486 Families Received boxes of Produce, Dairy, & Meat
TUPELO 3/24/21: 1,326 Families Received boxes of Produce, Dairy, & Meat
TUPELO 4/7/21: 1,296 Families Received boxes of Produce, Dairy, & Meat
TUPELO 4/14/21: 2,592 Families Received boxes of Produce, Dairy, & Meat
FULTON 4/20/21: 486 Families Received boxes of Produce, Dairy, & Meat
TUPELO 4/21/21: 1,296 Families Received boxes of Produce, Dairy, & Meat
TUPELO 5/5/21: 2,592 Families Received boxes of Produce, Dairy, & Meat
FULTON 5/18/21: 540 Families Received boxes of Produce, Dairy, & Meat
TOTAL FAMILIES SERVED BY FOOD DRIVES: 19,224

SAFETY EVENT FOR PREVENTION EDUCATION HOSTED BY MAGNOLIA HEALTH SERVICES AND PARTNERS: JUNE 24, 2021

TOTAL PARTICIPANTS: 75

Impact Summary: 2021

This Narrative is meant to provide a snapshot of FRC Program & Community Services' action for 2021 in response to COVID-19 and services provided within our 5 usual Programs. We chose to provide program services based on the needs expressed (an average of just over 90 calls per day) by the many populations we serve across the North Mississippi area. FRC continued providing our usual Program Services (**1-Family Dynamics/Parenting; 2-Youth Development & Reentry; 3-Workforce Training/Education; 4-Education & Literacy; and 5-Adult Reentry**) by serving our target counties and communities in collaboration with our Community Coalition. Our **Program Services total client participation counts for 2021 are 4,491 as of June 30, 2021**. Our **Community Outreach Services total count as of May 31, 2021, as illustrated above for 2021, is 19,224**.

We track our clients' needs and progress **internally** (Client Progress Assessments) and at **post-program** completion with a **Post Program Tracking Protocol** utilizing our formal instruments (FRC Client Progress Assessment-Post Program and/or the Recovery Capital Scale) measuring **all of our projected Metrics** by tracking participants in collaboration with our Research Team. Data baselines on our participants and their respective cohorts are collected in partnership with the National Strategic Planning & Analysis Research Center (NSPARC) at Mississippi State University, directly from agencies/organizations formal data statistics/reports, and the U.S. Census Bureau Reporting. We utilize the Statewide Longitudinal Data System (housed by NSPARC labs) to track our clients by cohort groups to follow Youth and Adult client's short term outcome status' at 3, 6, 12, and 18-month intervals and long-term outcomes subsequently beginning year two at a 12-month interval throughout the grant period (typically 3 - 5 years).

FRC IMPACT NARRATIVE DATA BREAKOUTS BY YEAR 2018, 2019, 2020 AND PROGRAM SERVICES COUNTS

JAN - DEC 2018

Program Services	Unique ID Count	Client Participation Count
ABA Therapy	14	407
Abstinence Education/Sexual Risk Avoidance	1006	1943
Adult Addiction Recovery Education	754	2622
Adult Literacy	516	2255
Aging & Elderly Developmental Education	50	159
Basic Living Needs (Beds for Kids, Food	59	82
Career Coaching/Job Readiness	1594	2844
Child Literacy	2951	20828
Child Passenger Safety	147	147
Co-Parenting	331	778
Community Resources Facilitation (Utility Bills, Rental Assistance, Food Insecurity)	563	635
Conflict Resolution	2014	5534
Domestic Violence Education	142	168
Domestic Violence Support Group	100	130
Dyslexia Therapy	76	637
Early Childhood Instructor Training	8	8
Effective Parenting	3272	9023
ESL (English as Second Language)	11	17
Essential Life Skills	3393	7253
Fatherhood	1453	5891
Financial Literacy	253	413
GED/HiSET	46	149
Health & Wellness Education	1	26
Healthy Relationships	1451	3120
Parenting Infants and Toddlers	311	469
Online High School Diploma	1329	8702
Occupational Therapy	26	101
Parent Activity & Child Time (PACT)	238	367
Parents As Tender Healers (PATH)	2227	2344
Toyota Family Learning Center - Parent Time	54	250
Positive Youth Development	26415	43431
Smartstart	34	266
Speech Therapy	90	469

JAN - DEC 2019

Program Services	Unique ID Count	Client Participation Count	2018 & 2019 TOTAL UNIQUE ID COUNT	2018 & 2019 TOTAL PARTICIPATION COUNT
ABA Therapy	13	78	27	485
Abstinence Education/Sexual Risk Avoidance	213	276	1219	2219
Adult Addiction Recovery Education	989	4608	1743	7230
Adult Literacy	161	491	677	2746
Aging & Elderly Developmental Education	43	250	93	409
Basic Living Needs (Beds for Kids, Food	484	506	543	588
Career Coaching/Job Readiness	1043	2554	2637	5398
Child Literacy	670	4162	3621	24990
Child Passenger Safety	63	63	210	210
Co-Parenting	224	659	555	1437
Community Resources Facilitation (Utility Bills, Rental Assistance, Food Insecurity)	137	146	700	781
Conflict Resolution	1959	5988	3973	11522
Domestic Violence Education	23	52	165	220
Domestic Violence Support Group	61	130	161	260
Dyslexia Therapy	47	1107	123	1744
Early Childhood Instructor Training	121	134	129	142
Effective Parenting	2527	7490	5799	16513
ESL (English as Second Language)	44	338	55	355
Essential Life Skills	1899	4533	5292	11786
Fatherhood	1265	4449	2718	10340
Financial Literacy	99	237	352	650
GED/HiSET	69	155	115	304
Health & Wellness Education	1	1	2	27
Healthy Relationships	1213	2723	2664	5843
Parenting Infants and Toddlers	259	516	570	985
Online High School Diploma	602	4049	1931	12751
Occupational Therapy	50	374	76	475
Parent Activity & Child Time (PACT)	13	14	251	381
Parents As Tender Healers (PATH)	53	53	2280	2397
Toyota Family Learning Center - Parent Time	50	185	104	435
Positive Youth Development	10772	17614	37187	61045
Smartstart	78	316	112	582
Speech Therapy	104	999	194	1468

FRC ADULT REENTRY PROGRAM IMPACT & OUTCOMES TRACKING: JAN 2018 - JUNE 2019

TIMELINE JANUARY 2018 - JUNE 2019

TRACKING CYCLES: BOTH 6-MONTH & 12-MONTH POST-PROGRAM PARTICIPANTS MEASURES ARE COMBINED IN THIS DATA | 3-MONTH DATA WAS NOT COLLECTED

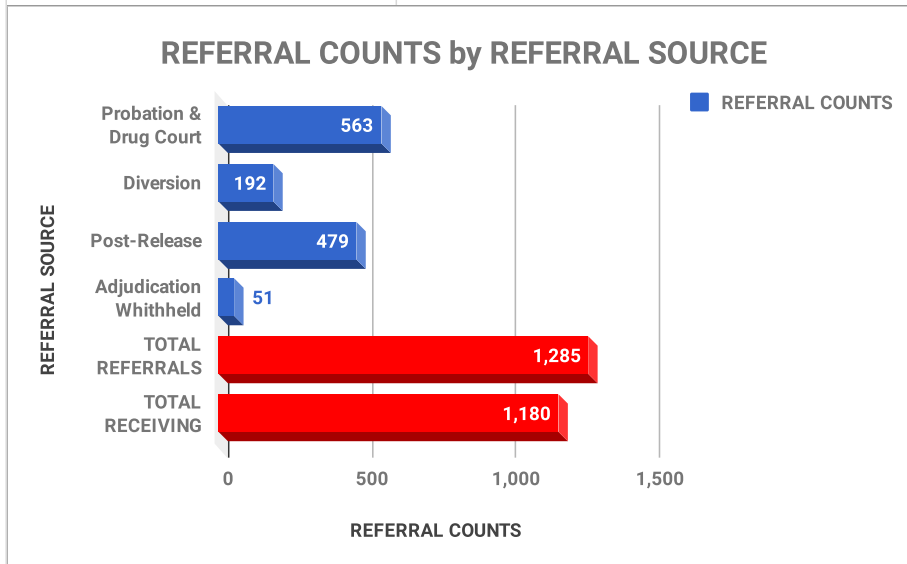
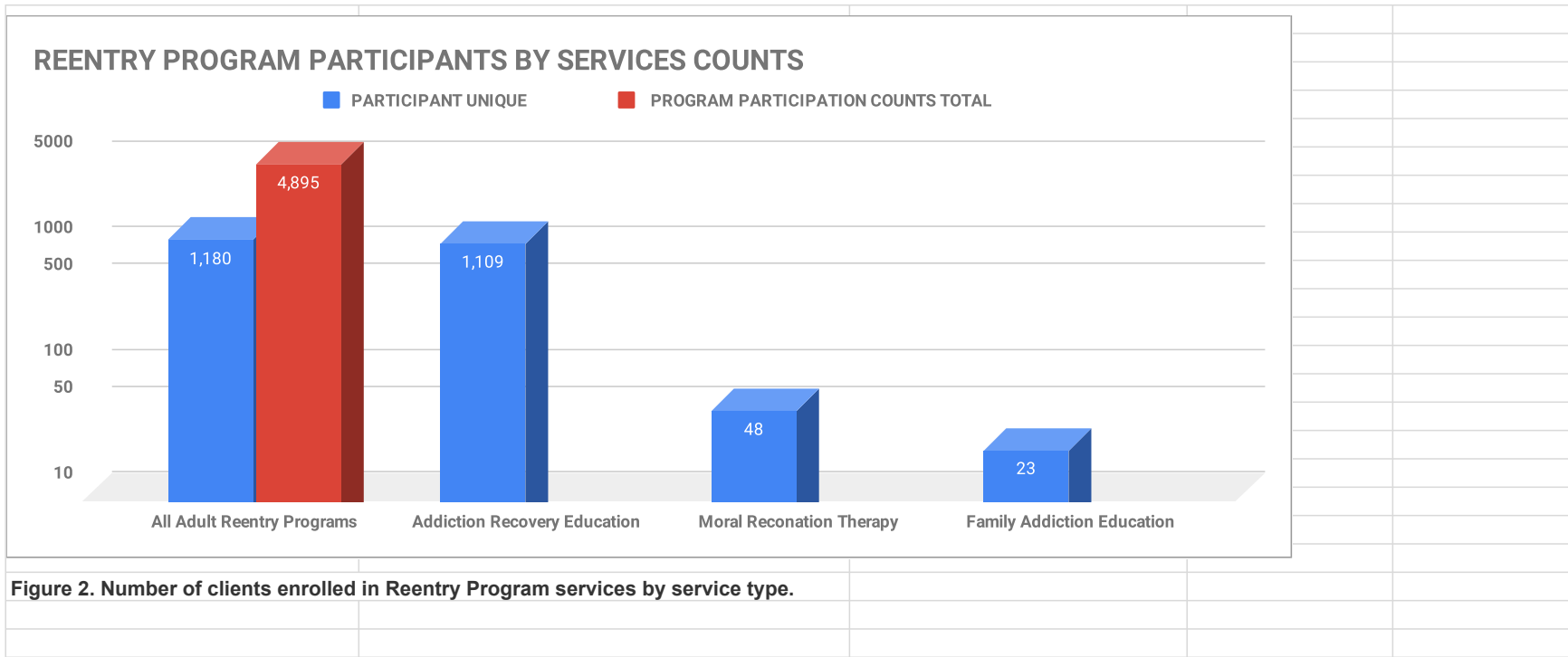


Figure 1. Number of Referrals by Referral Type or Sources. The response/compliance rate was 91.83%.

NOTE: Post-Release includes Court Revocations/Jails & Prison populations



POST-PROGRAM TRACKING OUTCOMES

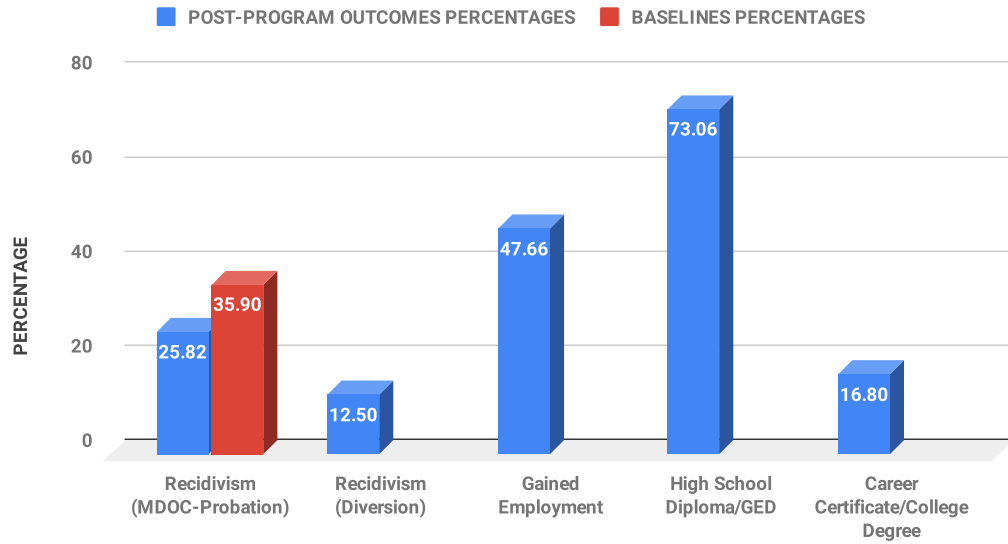


Figure 3. Percentages represent client rates of recidivism, employment gained, enrolled or completing a High School Diploma or GED and enrolled in a Career Certificate or College Degree program during or post FRC Moral Reconciliation Therapy, Addiction Recovery Education classes, Family Addiction Education and other adjunct FRC services (e.g., Anger Management, Life Skills, Healthy Relationships, Parenting, Fatherhood classes).

NOTE: Currently, there are no Diversion statistics (published or FRC Internal) for Recidivism baseline rates for Judicial District 1.

NOTE: The MDOC-Probation Recidivism baseline data was obtained from: MIS Ad hoc Report from

Offendertrak Database on August 29, 2015. More recent data has not been published for 2018.

NOTE: HSD & GED percentage represents the percentage entering Reentry without either; and have completed a High School Diploma or GED.

NOTE: College Certificate & College Degree percentage represents the percentage entering Reentry without either; and have either completed or are currently completing a Career Certificate or College Degree Program.

Table 1. Referral Counts by Referral Source		
REFERRAL SOURCE	REFERRAL COUNTS	
Probation & Drug Court	563	
Diversion	192	
Post-Release	479	
Adjudication Whitheld	51	
TOTAL REFERRALS	1,285	
TOTAL RECEIVING SERVICES	1,180	
REFERRAL COMPLIANCE RATE	91.83%	
Table 2. Adult Reentry Program Participants by Services		
REENTRY PROGRAM	PARTICIPANT COUNTS	PARTICIPANT ATTENDEE TOTAL
All Adult Reentry Programs	1,180	4,895
Addiction Recovery Education	1,109	
Moral Reconciliation Therapy	48	
Family Addiction Education	23	
Table 3. Post-Program Tracking Outcomes		
CLIENT TRACKING	POST-PROGRAM OUTCOMES PERCENTAGES	BASELINES PERCENTAGES
Recidivism (MDOC-Probation)	25.82	35.90
Recidivism (Diversion)	12.50	
Gained Employment	47.66	
High School Diploma/GED	73.06	
Career Certificate/College Degree	16.80	
Developed by: Collin Billingsley, Ph.D. cbillingsley@frcnms.org		

FRC Reentry Model & Outcomes Tracking Summary Report: Jan 2018 - June 2019

FRC has an “Officer of the Court” standing with the First Judicial District Circuit Court. The **Letter of Support** from Chief Judge Paul Funderburk with the Circuit Court of the First Judicial District (Lee, Monroe, Itawamba, Pontotoc, Prentiss, Alcorn, and Tishomingo counties). This **Officer** status is a written inclusive Court Order requiring all **Post-release** individuals (regardless of type of conviction) report to FRC within 72 hours of post-release, plea of guilty, revocation, or non-adjudicated and diversion status for a complete assessment and they must comply with FRC recommendations or they are in violation of their Mississippi Department of Corrections (MDOC) Supervision (probation, Drug Court, pos-release, or diversion) and their Supervision is revoked for not complying. We perform a brief Referral Intake on-site and schedule the court ordered individual immediately for a complete battery of assessments with an FRC Reentry Navigator. Post-Release clients in the catchment area (Total Clients = 1,180 & 479 were post-release) received either MRT, Adult Addiction Recovery Education Course, and/or Family Addiction Recovery Education services/courses or all three or a combination of these services along with “adjunct” FRC Family, Educational, Workforce program services, when indicated. Outcome findings from tracking these Court Ordered Reentry program recipients over an 18 month timeline from *January 2018 - June 2019* with measures at both 6 month and 12 month intervals showed an Average Recidivism Rate of 25.82% compared to 35.90% statewide (Mississippi LifeTracks, 2020); 73.06% of clients entering the program without a High School Diploma earned the GED or HiSET Online High School Diploma; 16.80% either completed or are in-progress for their Career Certificate/Technical Degree; and 47.66% clients Gained Employment who entered the program unemployed (Mississippi LifeTracks, 2020; MIS Ad hoc Report from Offendertrak

Database, 2015; MDOC Annual Report, 2019)¹ (FRC Adult Reentry Program Impact & Outcomes Tracking, 2019).² Tracking data on these participants is being collected for this next cycle of the scheduled 6-month interval through December 2019, which includes the first round of clients that are 18 months out (the 18-month measures/metrics will be interpreted and reported in the context of the Coronavirus effects), also the Mississippi Department of Employment Services reports have a typical lag time of about 12 months. The participant program **compliance rate was 91.83% in this group.**

FRC has MOU agreements with the Chickasaw County Regional Correctional Facility (CCRCF), Alcorn County Regional Correctional Facility (ACRCF), Itawamba Community College (ICC), Northeast Mississippi Community College (NEMCC). From January 29, 2019 - February 11, 2020, FRC Reentry Navigators provided Moral Reconciliation Therapy (MRT) to **Pre-release** recipients at both ACRCF and CCRCF facilities in collaboration with ICC and NEMCC community college staff (Adult Basic Education Instructors & Career Navigators) provided Adult Basic Education and GED services. The MOU with both correctional facilities allows FRC to provide pre-release individuals with MRT services in a process-group and individual sessions once per week for 1.5 hours. To complete the MRT program, most participants require between 26 - 30 weeks. Participants are selected and enrolled by the Correctional Facility's Case Manager based upon three criteria 1) a scheduled release time between 6 months and 2 years; 2) Non-violent Offenders only; and 3) candidates that appear most motivated or seeking help as determined by the prison Case Manager.

¹ Source: U.S. Census Bureau, 2018 Population Estimates 2 Source: Source: U.S. Census Bureau, 2018 Early Childhood Population Estimates 3 Source: Mississippi Department of Education, 2018. 4 Source: Mississippi Community Colleges Student Information Systems, 2018.

www.lifetracks.ms.gov

² Billingsley, C. (2019). *FRC Adult Reentry Program Impact & Outcomes Tracking*. Manuscript in Preparation.