

FRC ADULT REENTRY PROGRAM IMPACT & OUTCOMES PILOT-TRACKING DATA: JAN 2018 - JUNE 2019

TIMELINE JANUARY 2018 - JUNE 2019: TRACKING COHORT GROUP = 1,180 PARTICIPANTS

TRACKING CYCLES: BOTH 6-MONTH & 12-MONTH POST-PROGRAM MEASURES/DATA ARE COMBINED IN THIS REPORT

3-MONTH DATA WAS NOT COLLECTED

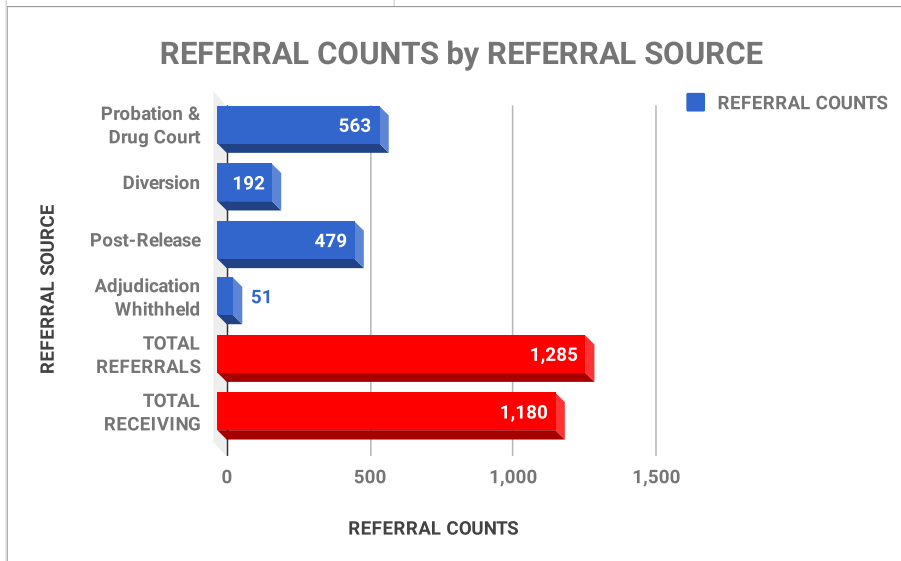
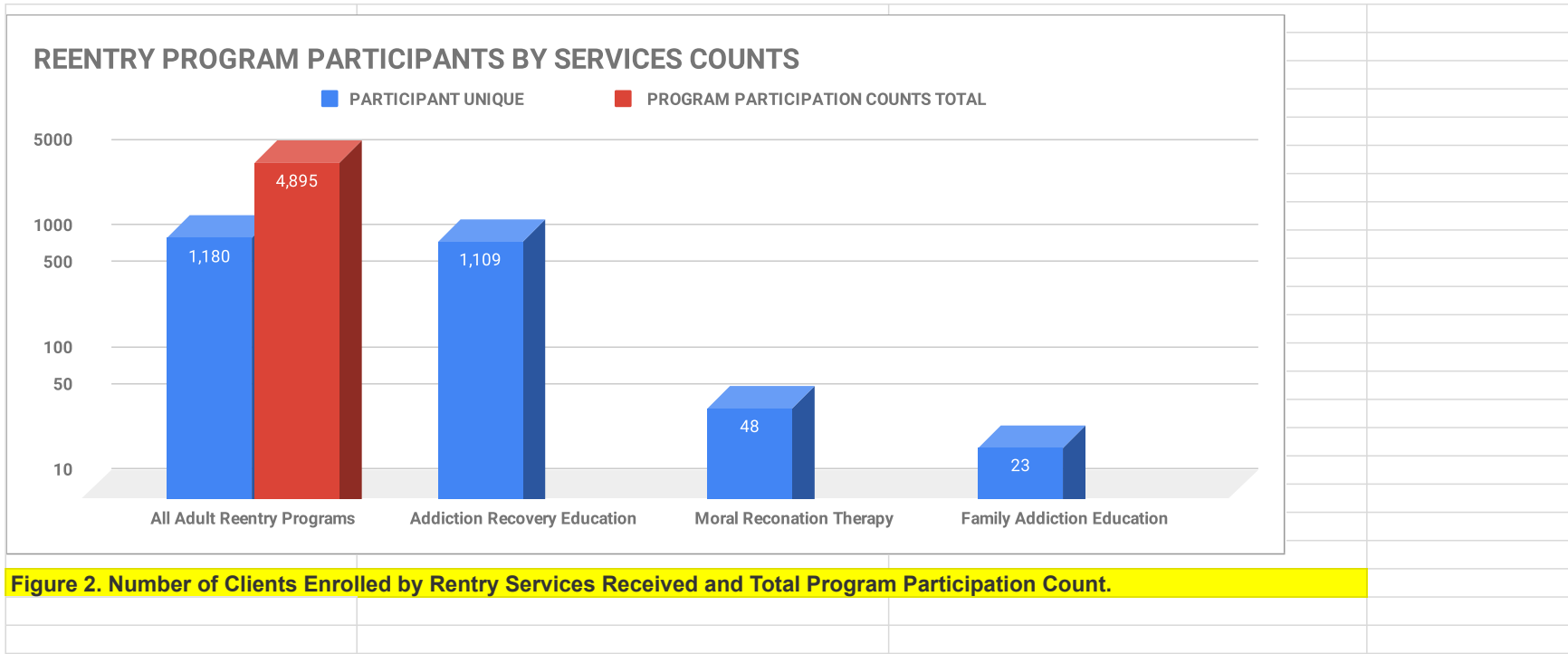


Figure 1. Number of Referrals by Referral Type or Sources. The response/compliance rate was 91.83%.

NOTE: Post-Release includes Court Revocations/Jails & Prison populations



POST-PROGRAM TRACKING OUTCOMES

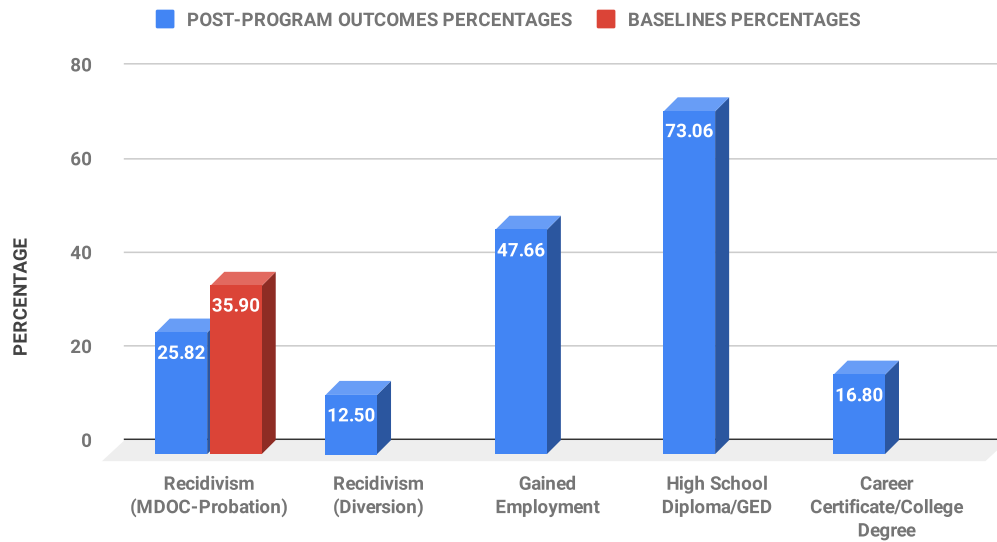


Figure 3. OUTCOMES: Percentages represent client rates of recidivism, employment gained, enrolled or completing a High School Diploma or GED and enrolled in a Career Certificate or College Degree program during or post ESMS Program

NOTE 1: DIVERSION: There were no statistics published for Recidivism baseline rates for Judicial District 1 or Statewide.

NOTE 2: RICIDIVISM: The MDOC-Probation Recidivism baseline data was obtained from: MIS Ad hoc Report from Offendertrak Database on August 29, 2015. More recent data was not published for 2018 or 2019.

NOTE 3: GAINED EMPLOYMENT: Percentage represents the percentage entering ESMS Reentry Program unemployed and have gained employment with livable wages during or Post-Program within the study tracking timeline of 18 months.

NOTE 4: HSD or GED: Percentage represents the percentage entering ESMS Reentry Program without either; and have completed a High School Diploma or GED during or Post-Program within the study tracking timeline of 18 months.

NOTE 5: COLLEGE CERTIFICATE OR DEGREE: Percentage represents the percentage entering Reentry without either; and have either completed or are currently completing a Career Certificate or College Degree Program within 18-month tracking.

REFERRAL SOURCE		REFERRAL COUNTS
Probation & Drug Court		563
Diversion		192
Post-Release		479
Adjudication Whithheld		51
TOTAL REFERRALS		1,285
TOTAL RECEIVING SERVICES		1,180
REFERRAL COMPLIANCE RATE		91.83%

Table 2. Adult Reentry Program Participants by Services Received

REENTRY PROGRAM	PARTICIPANT COUNTS	PARTICIPANT ATTENDEE TOTAL
All Adult Reentry Programs	1,180	4,895
Addiction Recovery Education	1,109	
Moral Reconciliation Therapy	48	
Family Addiction Education	23	

Table 3. Post-Program Tracking Outcomes/Metrics

CLIENT TRACKING	POST-PROGRAM OUTCOMES PERCENTAGES	BASELINES PERCENTAGES
Recidivism (MDOC-Probation)	25.82	35.90
Recidivism (Diversion)	12.50	
Gained Employment	47.66	
High School Diploma/GED	73.06	
Career Certificate/College Degree	16.80	

Developed by: Collin Billingsley, Ph.D., Outcome Studies & Data Coordinator | cbillingsley@frcnms.org | 8.30.19